



DELHI TRANSCO LTD.

STATE LOAD DESPATCH CENTER

(REGD. OFFICE : SHAKTI SADAN BUILDING, KOTLA ROAD, NEW DELHI-110002

Dy. G. M. (System Operation)
33kV Grid Sub-Station Building
Minto Road, New Delhi-110002
Ph. No.23221064, 23221175
Fax No. 23221012, 23221059

No. F.DTL/207/2009-10/DGM(SO)/

ISSUE DATE 27.01.2010

To

1. CEO, BSES Rajdhani Power Ltd, BSEB Bhavan, Nehru Place, New Delhi-110019
2. CEO, BSES Yamuna Power Ltd, Shakti Kiran Bldg, Karkardooma, New Delhi-110092
3. CEO, NDPL, Kingsway Camp, Hudson Lane, Delhi -110009
4. Sh. Sunil Kumar Kakkar, Head Power Management, BSES Yamuna Power Ltd,
Shakti kiran building,Karkarduma,Delhi-92
5. Surya Shanker Benerji, GM (Finance & Accounts)BSES yamune Power Ltd., 2nd Floor,
Shaki Kiran bldg, Karkarduma, Delhi-92
6. Chief Finance Officer, (BSES), 2nd Floor, `C' Block, BSES Bhawan, Nehru Place, New Delhi-19
7. The Secretary, NDMC, Palika Kendra, New Delhi - 110001
8. G.E (Utilities),Electric Supply, Kotwali Road,Near Gopinath Bazar, Delhi Cantt., New Delhi - 10
9. HoD (PP&Gen), NDPL, Corporate Office, 3rd Floor, Sub Station Bldg,Hudson Lines,
Kingsway Camp,Delhi-19

Sub. : Final Energy Accounts for Inter-Discom Power Transfer for the month of November-09

Sir,

Please find herewith the Final Energy Accounts of Inter-Discom Power Transfer for the month of Nov'09 as per actual shortage/surplus based on SEM data as indicated by SLDC vide its letter dated 22.02.08 & ratified in the meeting held on 01.05.08 in SLDC & futher communication vide. Latter dated 24.11.09.

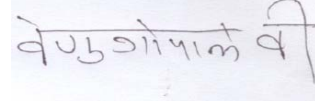
The drawing utilities are requested to make payments to supply utilities within seven days of issue of the bills by supply utilities failing which an interest @ 0.04% per day is leviable on the outstanding amount as decided in the meeting with stake holders held in SLDC on 23.08.2007.

The Account is posted in SLDC website also.

This is for your information and further necessary action please.

Encl : As above

Yours faithfully

A handwritten signature in Hindi script, appearing to read 'गुणसोपान जी' (Gunasopana Ji), written in black ink on a light-colored background.

Dy. G. M. (System Operation)

Copy for favour of kind information to:
Secretary, DERC
Member Secretary, NRPC
Director (Operations), DTL
General Manager (O&M), DTL
General Manager (SLDC)
General Manager (DPPG)
Dy. General Manager (SCADA)

DELHI TRANSCO LIMITED
State Load Despatch Centre

Annexure-1

Final Energy Account for Inter-Discom Power Transfer for the month of Nov'09 based on SEM dat

All Figures are in Mus

From→ To→	MES									
	BRPL		BYPL		NDPL		NDMC		TOTAL	
	On Day Ahead basis	Final for Payment Purpose	On Day Ahead basis	Final for Payment Purpose	On Day Ahead basis	Final for Payment Purpose	On Day Ahead basis	Final for Payment Purpose	On Day Ahead basis	Final for Payment Purpose
1-Nov-09	0.003928	0.000000	0.000000	0.000000	0.039736	0.010730	0.000000	0.000000	0.043664	0.010730
2-Nov-09	0.010231	0.003039	0.000066	0.000000	0.031351	0.031213	0.000000	0.000000	0.041647	0.034252
3-Nov-09	0.014687	0.000462	0.000000	0.000000	0.028977	0.023507	0.000000	0.000000	0.043664	0.023969
4-Nov-09	0.014148	0.023442	0.007762	0.000000	0.020895	0.054571	0.000000	0.000000	0.042804	0.078013
5-Nov-09	0.022274	0.003113	0.001056	0.000000	0.021627	0.043905	0.000000	0.000000	0.044956	0.047019
6-Nov-09	0.010074	0.002419	0.000993	0.000000	0.032598	0.063396	0.000000	0.000000	0.043665	0.065815
7-Nov-09	0.011491	0.008360	0.000377	0.000000	0.012516	0.043240	0.000000	0.000000	0.024384	0.051600
8-Nov-09	0.020487	0.000000	0.009275	0.000000	0.005805	0.012572	0.000000	0.000000	0.035567	0.012572
9-Nov-09	0.014114	0.000438	0.007761	0.000000	0.018416	0.028067	0.000000	0.000000	0.040291	0.028504
10-Nov-09	0.018971	0.004238	0.004206	0.000000	0.016655	0.051551	0.000000	0.000000	0.039831	0.055790
11-Nov-09	0.015359	0.000822	0.000809	0.000000	0.007037	0.021817	0.000000	0.000000	0.023205	0.022639
12-Nov-09	0.000654	0.009671	0.000000	0.000000	0.000000	0.061584	0.000000	0.000000	0.000654	0.071255
13-Nov-09	0.011487	0.009770	0.004747	0.000000	0.022198	0.051053	0.000000	0.000000	0.038432	0.060823
14-Nov-09	0.011183	0.018816	0.002002	0.000628	0.021316	0.030486	0.000000	0.000000	0.034501	0.049930
15-Nov-09	0.006828	0.000000	0.001181	0.000000	0.014791	0.012118	0.000000	0.000000	0.022800	0.012118
16-Nov-09	0.005215	0.002632	0.001080	0.000000	0.034387	0.033481	0.000000	0.000000	0.040682	0.036113
17-Nov-09	0.004833	0.001316	0.000892	0.000000	0.036604	0.041387	0.000000	0.000000	0.042329	0.042703
18-Nov-09	0.007570	0.001935	0.000748	0.000002	0.036207	0.018704	0.000000	0.000000	0.044525	0.020641
19-Nov-09	0.021857	0.001108	0.002101	0.000115	0.022790	0.025662	0.000000	0.000000	0.046748	0.026885
20-Nov-09	0.015416	0.011265	0.000427	0.000000	0.030224	0.057627	0.000000	0.000000	0.046067	0.068892
21-Nov-09	0.008491	0.003271	0.000817	0.000000	0.025581	0.029927	0.000000	0.000000	0.034889	0.033199
22-Nov-09	0.007665	0.000733	0.000407	0.000000	0.018641	0.029340	0.000000	0.000000	0.026712	0.030073
23-Nov-09	0.017309	0.000724	0.001181	0.000000	0.024837	0.027640	0.000000	0.000000	0.043327	0.028365
24-Nov-09	0.010585	0.003589	0.000959	0.000000	0.019293	0.041768	0.000000	0.000000	0.030837	0.045357
25-Nov-09	0.018478	0.003927	0.001293	0.000000	0.009920	0.029883	0.000000	0.000000	0.029690	0.033810
26-Nov-09	0.019725	0.008152	0.000535	0.000000	0.022994	0.047750	0.000000	0.000000	0.043254	0.055902
27-Nov-09	0.025180	0.016418	0.002427	0.000000	0.018459	0.041952	0.000000	0.000000	0.046066	0.058369
28-Nov-09	0.018273	0.005937	0.000524	0.000000	0.012819	0.023398	0.000000	0.000000	0.031616	0.029335
29-Nov-09	0.025386	0.000000	0.002828	0.000000	0.016375	0.002261	0.000000	0.000000	0.044589	0.002261
30-Nov-09	0.022557	0.000584	0.011561	0.000000	0.013991	0.019163	0.000000	0.000000	0.048109	0.019747
Total	0.414454	0.146184	0.068009	0.000745	0.637038	1.009751	0.000000	0.000000	1.119500	1.156680

2009



MANAGER(SO/EA)

DELHI TRANSCO LIMITED
State Load Despatch Centre

Annexure-1(Contd..)

Final Energy Account for Inter-Discom Power Transfer for the month of Nov'09 based on SEM dat

All Figures are in Mus

From→ To→	NDPL									
	BRPL		BYPL		NDMC		MES		TOTAL	
	On Day Ahead basis	Final for Payment Purpose	On Day Ahead basis	Final for Payment Purpose	On Day Ahead basis	Final for Payment Purpose	On Day Ahead basis	Final for Payment Purpose	On Day Ahead basis	Final for Payment Purpose
1-Nov-09	0.000000	0.000000	0.000000	0.000000	0.000000	0.000000	0.000000	0.000000	0.000000	0.000000
2-Nov-09	0.000000	0.000000	0.000000	0.000000	0.000000	0.000000	0.000000	0.000000	0.000000	0.000000
3-Nov-09	0.000000	0.000000	0.000000	0.000000	0.000000	0.000000	0.000000	0.000000	0.000000	0.000000
4-Nov-09	0.000000	0.000000	0.000000	0.000000	0.000000	0.000000	0.000000	0.000000	0.000000	0.000000
5-Nov-09	0.000000	0.000000	0.000000	0.000000	0.000000	0.000000	0.000000	0.000000	0.000000	0.000000
6-Nov-09	0.000000	0.000000	0.000000	0.000000	0.000000	0.000000	0.000000	0.000000	0.000000	0.000000
7-Nov-09	0.000000	0.000000	0.000000	0.000000	0.000000	0.000000	0.000000	0.000000	0.000000	0.000000
8-Nov-09	0.005460	0.000000	0.002626	0.000000	0.000000	0.000000	0.000000	0.000000	0.008085	0.000000
9-Nov-09	0.000000	0.000000	0.000000	0.000000	0.000000	0.000000	0.000000	0.000000	0.000000	0.000000
10-Nov-09	0.008699	0.000000	0.001299	0.000000	0.000000	0.000000	0.000000	0.000000	0.009998	0.000000
11-Nov-09	0.020362	0.000000	0.000000	0.000000	0.000000	0.000000	0.000000	0.000000	0.020362	0.000000
12-Nov-09	0.013314	0.000000	0.000000	0.000000	0.000000	0.000000	0.000075	0.000000	0.013389	0.000000
13-Nov-09	0.000000	0.000000	0.000000	0.000000	0.000000	0.000000	0.000000	0.000000	0.000000	0.000000
14-Nov-09	0.000000	0.000000	0.000000	0.000000	0.000000	0.000000	0.000000	0.000000	0.000000	0.000000
15-Nov-09	0.000000	0.000000	0.000000	0.000000	0.000000	0.000000	0.000000	0.000000	0.000000	0.000000
16-Nov-09	0.000000	0.000000	0.000000	0.000000	0.000000	0.000000	0.000000	0.000000	0.000000	0.000000
17-Nov-09	0.000000	0.000000	0.000000	0.000000	0.000000	0.000000	0.000000	0.000000	0.000000	0.000000
18-Nov-09	0.000000	0.000000	0.000000	0.000000	0.000000	0.000000	0.000000	0.000185	0.000000	0.000185
19-Nov-09	0.000000	0.000000	0.000000	0.000000	0.000000	0.000000	0.000000	0.000182	0.000000	0.000182
20-Nov-09	0.000000	0.000000	0.000000	0.000000	0.000000	0.000000	0.000000	0.000000	0.000000	0.000000
21-Nov-09	0.000000	0.000000	0.000000	0.000000	0.000000	0.000000	0.000000	0.000000	0.000000	0.000000
22-Nov-09	0.000000	0.000000	0.000000	0.000000	0.000000	0.000000	0.000000	0.000000	0.000000	0.000000
23-Nov-09	0.000000	0.000000	0.000000	0.000000	0.000000	0.000000	0.000000	0.000000	0.000000	0.000000
24-Nov-09	0.000000	0.000000	0.000000	0.000000	0.000000	0.000000	0.000000	0.000000	0.000000	0.000000
25-Nov-09	0.016749	0.000000	0.000000	0.000000	0.000000	0.000000	0.000000	0.000000	0.016749	0.000000
26-Nov-09	0.000000	0.000000	0.000000	0.000000	0.000000	0.000000	0.000000	0.000000	0.000000	0.000000
27-Nov-09	0.000000	0.000000	0.000000	0.000000	0.000000	0.000000	0.000000	0.000000	0.000000	0.000000
28-Nov-09	0.000000	0.000000	0.000000	0.000000	0.000000	0.000000	0.000000	0.000000	0.000000	0.000000
29-Nov-09	0.000000	0.000000	0.000000	0.000000	0.000000	0.000000	0.000000	0.002393	0.000000	0.002393
30-Nov-09	0.006871	0.000000	0.000888	0.000000	0.000000	0.000000	0.000000	0.000000	0.007759	0.000000
Total	0.071455	0.000000	0.004812	0.000000	0.000000	0.000000	0.000075	0.002759	0.076342	0.002759




MANAGER(SO/EA)

DELHI TRANSCO LIMITED
State Load Despatch Centre

Annexure-1(Con.)

Final Energy Account for Inter-Discom Power Transfer for the month of Nov'09 based on SEM dat

All Figures are in Mus

From→ To→	BYPL									
	BRPL		NDPL		NDMC		MES		TOTAL	
	On Day Ahead basis	Final for Payment Purpose	On Day Ahead basis	Final for Payment Purpose	On Day Ahead basis	Final for Payment Purpose	On Day Ahead basis	Final for Payment Purpose	On Day Ahead basis	Final for Payment Purpose
1-Nov-09	0.028790	0.000000	0.073040	0.188783	0.000000	0.000000	0.000000	0.000000	0.101830	0.188783
2-Nov-09	0.077922	0.017498	0.180737	0.382329	0.000000	0.000000	0.000228	0.000000	0.258887	0.399827
3-Nov-09	0.033707	0.004215	0.036720	0.440153	0.000000	0.000000	0.000000	0.000000	0.070428	0.444368
4-Nov-09	0.001317	0.030532	0.005086	0.439357	0.000000	0.000000	0.000000	0.000000	0.006403	0.469889
5-Nov-09	0.000000	0.010603	0.000000	0.492362	0.000000	0.000000	0.000000	0.000000	0.000000	0.502965
6-Nov-09	0.000000	0.010051	0.000037	0.523592	0.000000	0.000000	0.000000	0.000000	0.000037	0.533643
7-Nov-09	0.000000	0.025755	0.000000	0.292887	0.000000	0.000000	0.000000	0.000000	0.000000	0.318641
8-Nov-09	0.000000	0.000000	0.000000	0.184552	0.000000	0.000000	0.000000	0.000000	0.000000	0.184552
9-Nov-09	0.000000	0.004888	0.000000	0.532522	0.000000	0.000000	0.000000	0.000000	0.000000	0.537410
10-Nov-09	0.040033	0.025955	0.097572	0.652294	0.000000	0.000000	0.000089	0.000000	0.137693	0.678249
11-Nov-09	0.219362	0.005367	0.130190	0.346952	0.000000	0.000000	0.000215	0.000000	0.349768	0.352319
12-Nov-09	0.013298	0.030236	0.000000	0.485030	0.000000	0.000000	0.000075	0.000000	0.013373	0.515265
13-Nov-09	0.002670	0.021453	0.005310	0.360494	0.000000	0.000000	0.000002	0.000000	0.007982	0.381947
14-Nov-09	0.018126	0.016088	0.138710	0.115191	0.000000	0.000000	0.000006	0.000000	0.156841	0.131279
15-Nov-09	0.022491	0.000000	0.164977	0.229519	0.000000	0.000000	0.000020	0.000000	0.187488	0.229519
16-Nov-09	0.006465	0.017327	0.241138	0.473367	0.000000	0.000000	0.000000	0.000000	0.247602	0.490694
17-Nov-09	0.000512	0.009207	0.202852	0.610566	0.000000	0.000000	0.000000	0.000000	0.203364	0.619773
18-Nov-09	0.015729	0.059806	0.225440	0.512241	0.000000	0.000000	0.000000	0.007142	0.241169	0.579189
19-Nov-09	0.148998	0.032706	0.128051	0.477782	0.000000	0.000000	0.000018	0.004319	0.277067	0.514807
20-Nov-09	0.188829	0.035677	0.388149	0.524250	0.000000	0.000000	0.000092	0.000000	0.577070	0.559926
21-Nov-09	0.125889	0.014173	0.378640	0.317296	0.000000	0.000000	0.000051	0.000000	0.504579	0.331469
22-Nov-09	0.101715	0.001426	0.284949	0.216208	0.000000	0.000000	0.000022	0.000000	0.386685	0.217633
23-Nov-09	0.139430	0.004859	0.250477	0.447513	0.000000	0.000000	0.000000	0.000000	0.389907	0.452372
24-Nov-09	0.047791	0.035352	0.239828	0.618109	0.000000	0.000000	0.000000	0.000000	0.287619	0.653461
25-Nov-09	0.160898	0.027875	0.092385	0.367768	0.000000	0.000000	0.000000	0.000000	0.253283	0.395643
26-Nov-09	0.224692	0.053342	0.296359	0.548778	0.000000	0.000000	0.000000	0.000000	0.521050	0.602121
27-Nov-09	0.092995	0.033131	0.069261	0.454246	0.000000	0.000000	0.000001	0.000000	0.162256	0.487377
28-Nov-09	0.108835	0.024929	0.084445	0.194376	0.000000	0.000000	0.000000	0.000000	0.193280	0.219305
29-Nov-09	0.027281	0.013941	0.020759	0.215670	0.000000	0.000000	0.000000	0.016485	0.048040	0.246097
30-Nov-09	0.000000	0.005587	0.000000	0.344999	0.000000	0.000000	0.000000	0.000000	0.000000	0.350586
Total	1.847771	0.571977	3.735109	11.989185	0.000000	0.000000	0.000818	0.027947	5.583697	12.589109




MANAGER(SO/EA)


DELHI TRANSCO LIMITED
State Load Despatch Centre

Annexure-1(Contd..)

Final Energy Account for Inter-Discom Power Transfer for the month of Nov'09 based on SEM dat

All Figures are in Mus

From→ To→	NDMC									
	BRPL		BYPL		NDPL		MES		TOTAL	
	On Day Ahead basis	Final for Payment Purpose	On Day Ahead basis	Final for Payment Purpose	On Day Ahead basis	Final for Payment Purpose	On Day Ahead basis	Final for Payment Purpose	On Day Ahead basis	Final for Payment Purpose
1-Nov-09	0.134577	0.000000	0.000000	0.000000	1.069177	0.064747	0.000278	0.000000	1.204031	0.064747
2-Nov-09	0.101215	0.018338	0.000336	0.000000	0.185721	0.188343	0.000050	0.000000	0.287321	0.206680
3-Nov-09	0.299207	0.002790	0.000000	0.000000	0.482246	0.141843	0.000278	0.000000	0.781731	0.144633
4-Nov-09	0.233992	0.103211	0.102268	0.000000	0.433077	0.294366	0.000278	0.000000	0.769614	0.397577
5-Nov-09	0.431821	0.021463	0.010264	0.000000	0.454811	0.277213	0.000278	0.000000	0.897174	0.298677
6-Nov-09	0.166574	0.017056	0.025636	0.000000	0.611109	0.424317	0.000278	0.000000	0.803596	0.441373
7-Nov-09	0.141242	0.061730	0.022335	0.000000	0.226114	0.289087	0.000278	0.000000	0.389968	0.350816
8-Nov-09	0.425638	0.000000	0.205842	0.000000	0.187179	0.075861	0.000278	0.000000	0.818937	0.075861
9-Nov-09	0.212569	0.002642	0.115000	0.000000	0.287396	0.169359	0.000278	0.000000	0.615243	0.172001
10-Nov-09	0.277147	0.027200	0.000189	0.000000	0.342711	0.319682	0.038347	0.000000	0.658393	0.346882
11-Nov-09	0.194993	0.004961	0.012476	0.000000	0.138426	0.131648	0.000063	0.000000	0.345957	0.136608
12-Nov-09	0.003886	0.083315	0.000000	0.000000	0.000000	0.444615	0.000022	0.000000	0.003908	0.527930
13-Nov-09	0.201216	0.096250	0.060647	0.000000	0.321795	0.414400	0.000276	0.000000	0.583934	0.510649
14-Nov-09	0.218290	0.211570	0.054400	0.007576	0.381859	0.295182	0.000272	0.000000	0.654822	0.514329
15-Nov-09	0.205253	0.000000	0.045927	0.000000	0.283748	0.073123	0.000258	0.000000	0.535185	0.073123
16-Nov-09	0.117573	0.017630	0.037736	0.000000	0.507926	0.208217	0.000278	0.000000	0.663513	0.225847
17-Nov-09	0.162370	0.008856	0.024252	0.000000	0.493638	0.256098	0.000278	0.000000	0.680538	0.264954
18-Nov-09	0.189788	0.180145	0.020099	0.000414	0.577440	0.471278	0.000278	0.004029	0.787604	0.655866
19-Nov-09	0.257018	0.213307	0.051267	0.018675	0.317702	0.381513	0.000261	0.005782	0.626248	0.619277
20-Nov-09	0.409963	0.134277	0.009700	0.000000	0.519577	0.490420	0.000186	0.000000	0.939426	0.624697
21-Nov-09	0.322607	0.032952	0.026315	0.000000	0.525454	0.232776	0.000228	0.000000	0.874603	0.265728
22-Nov-09	0.318265	0.007920	0.017467	0.000000	0.401666	0.206663	0.000257	0.000000	0.737655	0.214584
23-Nov-09	0.428595	0.005223	0.054386	0.000000	0.510486	0.172864	0.000278	0.000000	0.993744	0.178087
24-Nov-09	0.273751	0.028538	0.033033	0.000000	0.306155	0.277174	0.000278	0.000000	0.613216	0.305712
25-Nov-09	0.453164	0.037603	0.051133	0.000000	0.244468	0.229778	0.000278	0.000000	0.749042	0.267382
26-Nov-09	0.431458	0.086624	0.031269	0.000000	0.413766	0.397226	0.000278	0.000000	0.876771	0.483849
27-Nov-09	0.514430	0.210854	0.081858	0.000000	0.387799	0.365584	0.000277	0.000000	0.984364	0.576438
28-Nov-09	0.364588	0.056403	0.016834	0.000000	0.261784	0.194226	0.000278	0.000000	0.643485	0.250629
29-Nov-09	0.578095	0.180852	0.115082	0.002551	0.355861	0.317323	0.000278	0.014629	1.049316	0.515355
30-Nov-09	0.496390	0.004898	0.227519	0.000000	0.305899	0.121307	0.000278	0.000000	1.030086	0.126205
Total	8.565673	1.856608	1.453267	0.029216	11.534984	7.926234	0.045500	0.024440	21.599424	9.836498




MANAGER(SO/EA)


Annexure-1(Contd.)

DELHI TRANSCO LIMITED
State Load Despatch Centre

Final Energy Account for Inter-Discom Power Transfer for the month of Nov'09 based on SEM dat

All Figures are in Mus

From→ To→	BRPL									
	BYPL		NDPL		NDMC		MES		TOTAL	
	On Day Ahead basis	Final for Payment Purpose	On Day Ahead basis	Final for Payment Purpose	On Day Ahead basis	Final for Payment Purpose	On Day Ahead basis	Final for Payment Purpose	On Day Ahead basis	Final for Payment Purpose
1-Nov-09	0.000000	0.000000	0.000000	0.222389	0.000000	0.000000	0.000000	0.000000	0.000000	0.222389
2-Nov-09	0.000000	0.000000	0.073375	0.260109	0.000000	0.000000	0.000000	0.000000	0.073375	0.260109
3-Nov-09	0.000000	0.000000	0.006581	0.397575	0.000000	0.000000	0.000000	0.000000	0.006581	0.397575
4-Nov-09	0.000000	0.000000	0.000000	0.285124	0.000000	0.000000	0.000000	0.000000	0.000000	0.285124
5-Nov-09	0.000000	0.000000	0.000000	0.436671	0.000000	0.000000	0.000000	0.000000	0.000000	0.436671
6-Nov-09	0.000000	0.000000	0.000000	0.304668	0.000000	0.000000	0.000000	0.000000	0.000000	0.304668
7-Nov-09	0.000000	0.000000	0.000000	0.183008	0.000000	0.000000	0.000000	0.000000	0.000000	0.183008
8-Nov-09	0.000000	0.000000	0.000000	0.203805	0.000000	0.000000	0.000000	0.000000	0.000000	0.203805
9-Nov-09	0.000000	0.000000	0.000000	0.437354	0.000000	0.000000	0.000000	0.000000	0.000000	0.437354
10-Nov-09	0.000000	0.000000	0.000000	0.385303	0.000000	0.000000	0.000000	0.000000	0.000000	0.385303
11-Nov-09	0.000000	0.000000	0.000000	0.264523	0.000000	0.000000	0.000000	0.000000	0.000000	0.264523
12-Nov-09	0.000000	0.000000	0.000000	0.442473	0.000000	0.000000	0.000106	0.000000	0.000106	0.442473
13-Nov-09	0.000000	0.000000	0.000000	0.322616	0.000000	0.000000	0.000000	0.000000	0.000000	0.322616
14-Nov-09	0.000000	0.000000	0.000000	0.090360	0.000000	0.000000	0.000000	0.000000	0.000000	0.090360
15-Nov-09	0.000000	0.000000	0.122190	0.313722	0.000000	0.000000	0.000000	0.000000	0.122190	0.313722
16-Nov-09	0.000000	0.000000	0.001592	0.320916	0.000000	0.000000	0.000000	0.000000	0.001592	0.320916
17-Nov-09	0.000000	0.000000	0.030090	0.456530	0.000000	0.000000	0.000000	0.000000	0.030090	0.456530
18-Nov-09	0.000000	0.000000	0.000000	0.307746	0.000000	0.000000	0.000000	0.001901	0.000000	0.309647
19-Nov-09	0.000000	0.000000	0.000000	0.353402	0.000000	0.000000	0.000000	0.001425	0.000000	0.354827
20-Nov-09	0.000000	0.000000	0.000000	0.375678	0.000000	0.000000	0.000000	0.000000	0.000000	0.375678
21-Nov-09	0.000000	0.000000	0.021755	0.280885	0.000000	0.000000	0.000000	0.000000	0.021755	0.280885
22-Nov-09	0.000000	0.000000	0.085667	0.194217	0.000000	0.000000	0.000000	0.000000	0.085667	0.194217
23-Nov-09	0.000000	0.000000	0.000000	0.375660	0.000000	0.000000	0.000000	0.000000	0.000000	0.375660
24-Nov-09	0.000000	0.000000	0.000000	0.467446	0.000000	0.000000	0.000000	0.000000	0.000000	0.467446
25-Nov-09	0.000000	0.000000	0.000000	0.287809	0.000000	0.000000	0.000000	0.000000	0.000000	0.287809
26-Nov-09	0.000000	0.000000	0.000000	0.435457	0.000000	0.000000	0.000000	0.000000	0.000000	0.435457
27-Nov-09	0.000000	0.000000	0.000000	0.444941	0.000000	0.000000	0.000000	0.000000	0.000000	0.444941
28-Nov-09	0.000000	0.000000	0.000000	0.105804	0.000000	0.000000	0.000000	0.000000	0.000000	0.105804
29-Nov-09	0.000000	0.000000	0.000000	0.193236	0.000000	0.000000	0.000000	0.019398	0.000000	0.212634
30-Nov-09	0.000000	0.000000	0.000000	0.312753	0.000000	0.000000	0.000000	0.000000	0.000000	0.312753
Total	0.000000	0.000000	0.341250	9.462180	0.000000	0.000000	0.000106	0.022724	0.341356	9.484904




MANAGER(SO/EA)

DELHI TRANSCO LIMITED
State Load Despatch Centre

Final Energy Account for Inter-Discom Power Transfer for the month of Nov'09 based on SEM dat

Summary

All Figures are in Mus

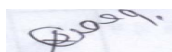
From→	MES				
To→	BRPL	BYPL	NDPL	NDMC	TOTAL
Day Ahead Schedule	0.414454	0.068009	0.637038	0.000000	1.119501
purpose	0.146184	0.000745	1.009751	0.000000	1.156680

From→	NDPL				
To→	BRPL	BYPL	NDMC	MES	TOTAL
Day Ahead Schedule	0.071455	0.004812	0.000000	0.000075	0.076342
purpose	0.000000	0.000000	0.000000	0.002759	0.002759

From→	NDMC				
To→	BRPL	BYPL	NDPL	MES	TOTAL
Day Ahead Schedule	8.565673	1.453267	11.534984	0.045500	21.599424
purpose	1.856608	0.029216	7.926234	0.024440	9.836498

From→	BYPL				
To→	BRPL	NDPL	NDMC	MES	TOTAL
Day Ahead Schedule	1.847771	3.735109	0.000000	0.000818	5.583698
purpose	0.571977	11.989185	0.000000	0.027947	12.589109

From→	BRPL				
To→	BYPL	NDPL	NDMC	MES	TOTAL
Day Ahead Schedule	0.000000	0.341250	0.000000	0.000106	0.341356
purpose	0.000000	9.462180	0.000000	0.022724	9.484904




MANAGER(SO/EA)